



Student Name:

Date:

Activity 1.1: Weather Dress-up Rules

Look at the weather condition. Follow the rule and check the item you should draw.



Weather: Rainy

IF weather is Snowy (❄️) → draw a hat (🧢)
ELSE → draw a t-shirt (👕)

Which should you draw?

- 🧢 Hat
- 👕 T-shirt

Activity 1.2: Day & Night Logic

Look at the sky condition. Draw the correct face elements according to the rule.



Sky: Moon

IF sky has Sun (☀️) → draw wide open eyes (👁️)
ELSE → draw closed sleeping eyes (😴)

Which should you draw?

- 👁️ Open eyes
- 😴 Sleeping eyes

Activity 1.3: Weather Clothes Connection

Draw a line to match the clothing item to the weather it belongs to.

1. Mittens (🧤)



A. Rainy Weather (🌧️)

2. Rainboots (👢)



B. Snowy Weather (❄️)



Student Name:

Date:


Activity 2.1: Color by Shape Condition

Look at the shapes. Follow the If-Else rule to color them.


IF Circle (●) → color Red (●)
ELSE → color Blue (●)



Rule check



Rule check



Rule check

Activity 2.2: Color by Size Condition

Look at the circles. Follow the If-Else rule to color them.

IF Big (●) → color Green (●)
ELSE → color Yellow (●)




Big circle



Small circle

Activity 2.3: Animal Logic

Look at the animal character: **Kitty the Cat** (🐱). Read the rule and check the correct box.



IF animal has Wings (🦋) → Draw feathers on drawing
ELSE → Draw soft fur (lines) on drawing

What should you draw on Kitty?

- Draw feathers Draw fur